

Manitex



A62

**62-ft (19 m) AERIAL LIFT PLATFORM
PRODUCT GUIDE**

CONTENTS

Crane Features	3
Chassis Data	4
Range Diagram	5
Technical Descriptions	6-7
Specs	7

Effective Date: March 13, 2018

This document is non-contractual. This document is supplied for reference use only. We are constantly making improvements to our products and reserve the right that specification, equipment, and prices are all subject to change without notice or obligation.

The photographs, and /or images in this document are for illustrative purposes only and may include optional equipment and accessories and may not include all standard equipment.

Refer to the appropriate Operator's Manual and Load Charts for instructions on the proper use of this equipment to determine allowable crane lifting capacities, assembly and operating procedures.

Failure to follow the appropriate operator's manual or load chart(s) when using our equipment or to otherwise act irresponsibly may result in serious injury or death.











The only warranty applicable to our equipment is the standard written warranty applicable to the particular product and sale. Manitex makes no other warranty, expressed or implied.










Products and services listed may be trademarks, service marks or trade-names of Manitex International and /or its subsidiaries in the USA and other countries.

All rights are reserved. Manitex® is a registered trademark of Manitex International, Inc. in the USA and many other countries.

Copyright 2014 Manitex Inc. Manitex Inc, Georgetown Texas, 78626

KEY

	Operator aids
	Controls
	Slewing / Allowable slewing range
	Slewing gears
	Slewing brake
	Outriggers / Lifting on outriggers
	Frame
	Hydraulics
	Maximum gradeability
	Boom elevation angle

	Telescoping mode
	Working radius
	Boom length
	Hydraulic actuated boom
	Full power mechanical synchronized
	Tip height
	Lights
	Electrical system
	2-Person man basket



THE A62

The A62 series platform is installed on a class 5 commercial chassis with a minimum GVW of 16,000 pounds. Equipped with a telescopic arm which can reach a maximum work height of 65 feet, the A62 can reach heights of over six stories high and has a 38 foot working radius.

Other features include:

- Four interdependent levers for control of the four stabilizers
- +/- 90° rotating basket
- 62' Boom
- Boom Angle of -15° / + 75°



BUILT FOR SIZE AND SPEED

The A62 platform differs from competitor products in that it has reduced dimensions and a unique, quick, set up speed.

EASY SETUP

Thanks to its ease of use, the A62 is particularly suitable for overhead and road lighting maintenance as well as sign installation. The "X" pattern outriggers allow the A62 to setup in a single parking space.

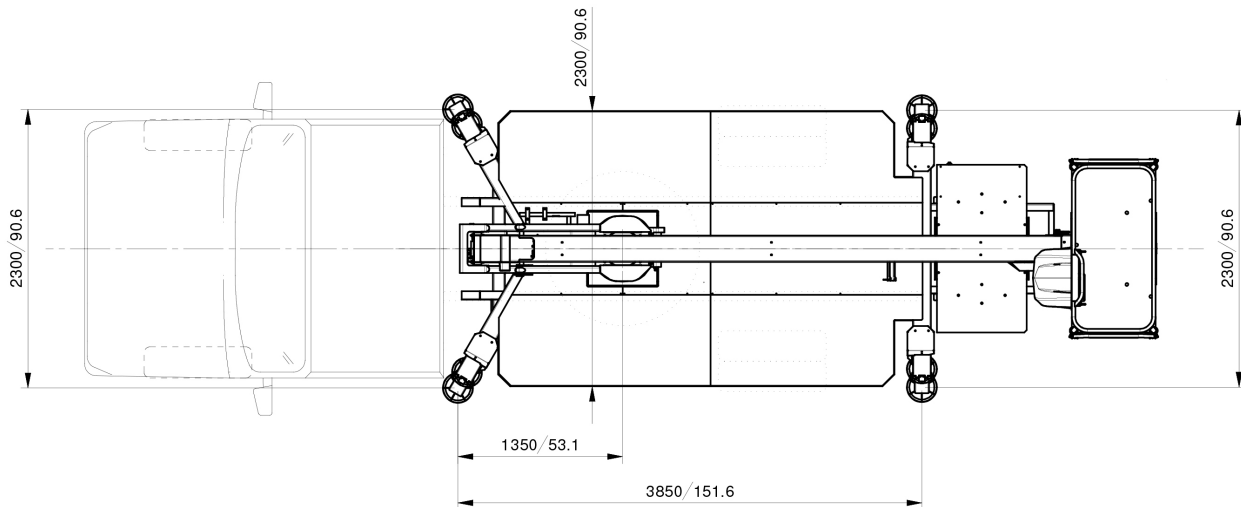
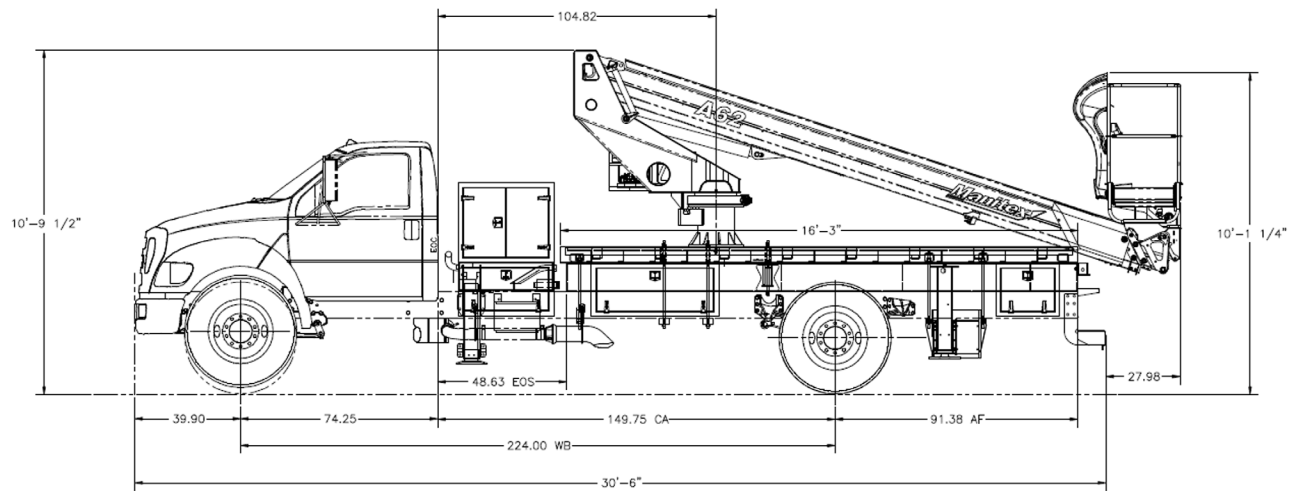
VERSATILITY

Available on a Non-CDL truck for maximum mobility and flexibility.

CHASSIS DATA



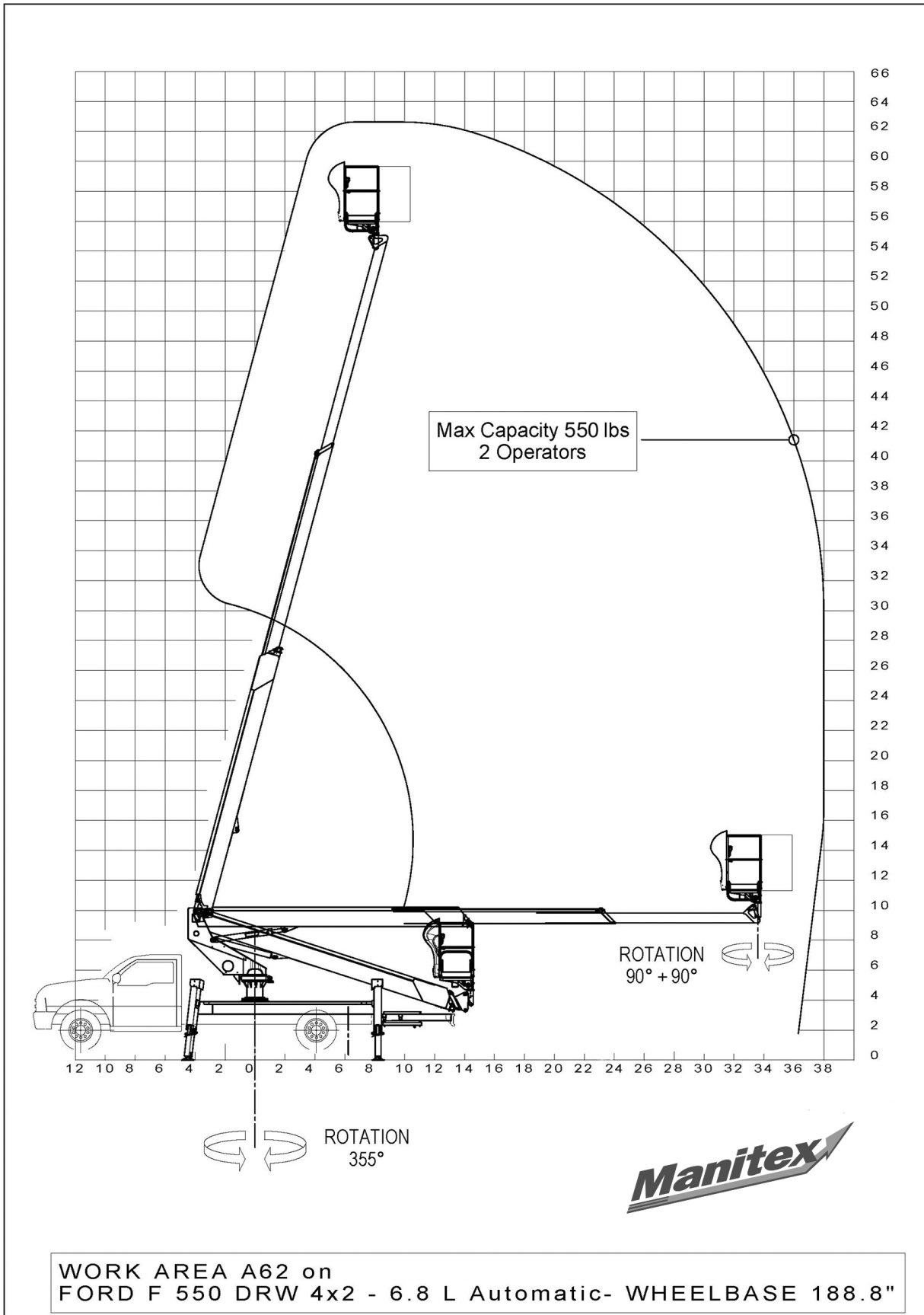
A62 MOUNTED ON A FORD F550



A62 ON FORD F 550 DRW 4x2 - 6.8 L Automatic - WHEELBASE 4796



RANGE DIAGRAM



Data published herein is intended as a guide only. Crane operation is subject to machine specific load charts and information.

TECHNICAL DESCRIPTIONS

Sub-Frame



Rectangular shaped, ladder style high strength steel frame

Steel tubes bolted to truck's chassis. Equipped with 4 vertical stabilizers.

Chassis also features an anti-slip aluminum floor.

Operator's Basket



Operator basket is made of aluminum and measures 67 x 28 x 43 Inches.

A safety pedal is installed to detect if operator is positioned correctly: this device allows aerial working only if the operator is in control position.

Safety belt: Fasteners inside the basket are secured to the aluminum reinforcement points.

Boom



Hydraulically powered high strength form steel boom.

The boom has an operating range of -15° a $+75^\circ$ and is fitted with self-lubricating, low-friction material boom sliders.

- Internal channel for the hoses and cables connected to the basket.

Turret



High Strength turret powered by hydraulic swing motor. Includes manual control station at base of turret.

Control System



System Features: Hydraulic controls that can regulate several different maneuvers at the same time.

Stabilizers: 4 independent levers to separately control the 4 stabilizers. Located on each side of the machine.

Basket Controls:

- Manually-activated hydraulic controls are located in basket, protected by fixed guards.
- Hand pump for emergency lowering. Located adjacent to outrigger controls passenger side.
- An emergency stop button for crane control is located in basket as well as on turret control panel.

OPTIONS



- 60-watt rotating light on basket
- Dot Kit
- Service body

Electrical



Single-phase 220/110 V AC 2.2 kW

12 V emergency power 110 V in the basket

TECHNICAL DESCRIPTIONS

Devices Fitted As Standard

Start-up and shutdown of the main engine and any auxiliary engine from the basket

Protective side bars

Protection on controls area on column and basket

Acoustic device for PTO plugged in

Self-locking device on rotation

Warning device operating outriggers (truck dashboard)

Interlock for stabilizers

- Use and maintenance manual

Hand pump for emergency lowering

- Document folder on basket

Thermal protection on the electrical system

Emergency button with stop engine device

Hydraulic basket rotation

Block valves on every cylinder

- Maximum pressure valves on hydraulic circuit

SPECS

A62

Type of Articulation	Telescopic
Number of Booms	3
Boom Angle	-15° / + 75°
Chassis Requirements GWVR (lbs)	15,400
FAWR (lbs)	7,000
RAWR (lbs)	14,700
Max Capacity (lbs)	550
Max Height floor of bucket (ft)	56
Working height (ft)	62
Outreach (ft)	38
Front Outrigger	Fixed - A shape
Rear Outrigger	Fixed - A shape
Hoses and cables	Inside booms
Cylinder of extension	Inside booms
Position and angle control	yes
Size of basket (mm)	67 x 28 x 43 Inches [aluminum]

Basket rotation (°)	+/- 90° [Hydraulic]
Turret rotation (°)	700° nc [+/- 350°]
Turret rotation device	Slewing ring
Aerial parts controls	Hydraulics
Outrigger controls	Hydraulics
Hydraulic Tank capacity [gallons]	18
Basket Insulation	Fiberglass basket 1 KV [opt]
Load sensing System	Opt
12 V emergency	Opt
110 V in basket	Opt

A62 ON FORD F 550

Wheelbase (ft)	189
Total Length (ft)	352
Total Height (ft)	113
Total Width (ft)	92



A62

62-ft (19 m) AERIAL LIFT PLATFORM PRODUCT GUIDE



UPTime is the Manitex commitment to complete support of thousands of units working every day.

MANITEX

3000 South Austin Avenue
Georgetown, Texas 78626

1-877-314-3390 | www.Manitex.com

MTX-A62-PC-EN-V2-0318